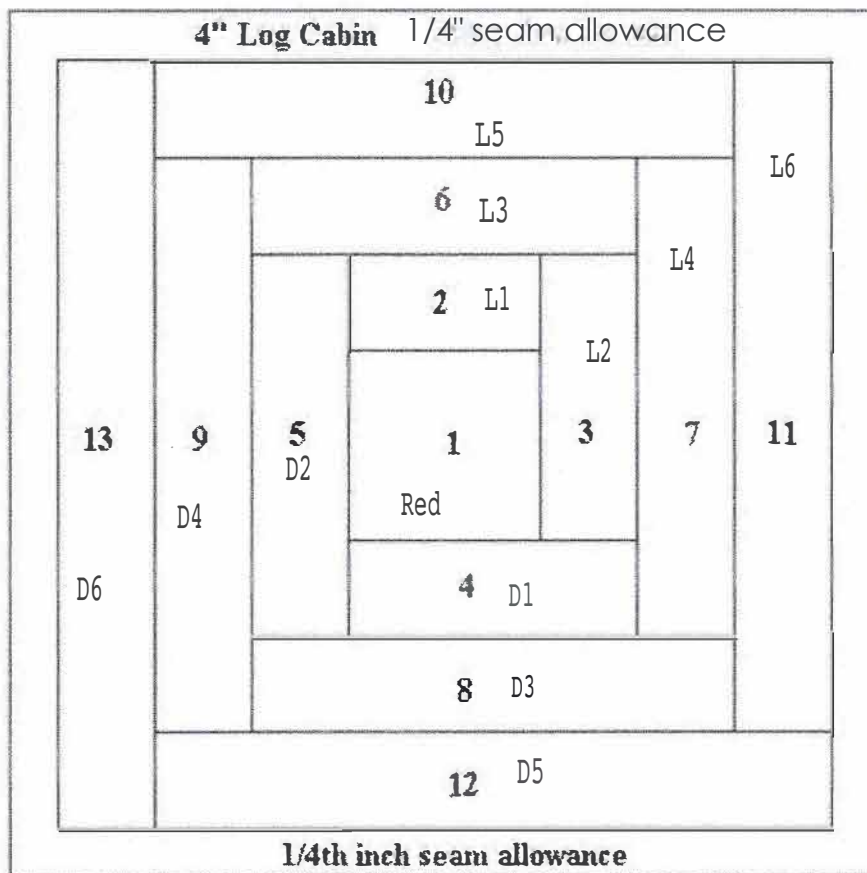


Sons & Daughters of the United States Middle Passage 400-Year Commemorative Community Quilt Project

**Individual
Block**
Size=4 1/2"

**Assembled
block**
size=8 1/2"



Sunshine and Shadow Log Cabin

Fabric choices:
Any Quilting Cottons

Fabric colors:
Dark (D1 - D6)= Browns and
Blacks, Solids or Prints
Light (L1 - L6)=Beige, Tans, &
Grays Solids or Prints
Red=True Red, **Solid Only**

Cutting:
Darks = 1 1/2" x 18" strips
Lights = 1 1/2 x 18" strips

Due date: **April 8, 2019**

Send to:
Evelyn McDowell
P.O. Box 5002
Trenton, NJ 08638

Instructions:

Step 1: Use the pattern above as the foundation for paper piecing. Make as many copies as needed. Cut out the pattern leaving a little extra material on all sides. Make sure the marked lines are visible from the back side.

Step 2: Choose your fabric and cut strips. Cut pieces from the strips.

Step 3: Sew pieces in order (1 then 2 then 3, etc.).

Step 4: Make 4 individual blocks, making sure to leave the 1/4" seam allowances.

Step 5: Assemble the 4 blocks, first like Diagram A and next like Diagram B below.

Step 6: Write your name and the name of the guild on back of the completed block.

Step 7: Mail completed block, in sturdy packaging, to the address above by **April 8, 2019**. See submission form on other side or website. Send email to quiltproject@sdusmp.org.

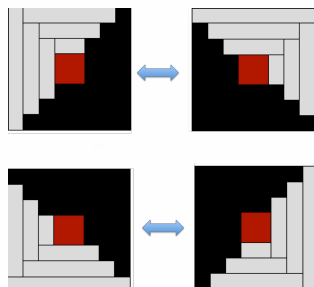


Diagram A

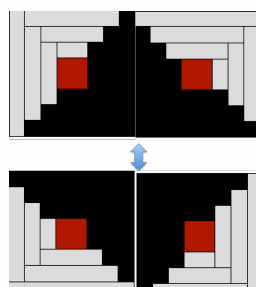


Diagram B

Note: If you would like to commemorate an enslaved person or freed person, use a pigma fine point pen and write the name on a light (LT) log.

*Thank You For Being Apart of This
Important Project!*

For more information, please email quiltproject@sdusmp.org or go to <http://bit.ly/2VJMPoS>

Sons & Daughters of the United States Middle Passage 400-year Commemorative Community Quilt Project Submission Form

Name: _____

Mailing Address: _____

City: _____ State: _____ Zip Code: _____

Phone Number: _____ Email Address: _____

Name of Honored Enslaved/Freed Ancestor: _____

Date and Place of birth, if known: _____

Or Name of Enslaved/Freed Individual: _____

Date and Place of birth, if known: _____

If you belong to a Quilting Guild, please complete the following information:

Name of Guild: _____

Mailing Address: _____

City: _____ State: _____ Zip Code: _____

Web Address: _____ Phone Number: _____

Optional: Please submit any video or photos (examples: members of guild working on the project, you and a picture of your ancestor with your block submission, etc.). Please send copies since photos will not be returned. Note: By sending them, you give us permission to include them in press releases, newsletters, and media packets. You can also send photos via email to quiltproject@sdusmp.org. If you do not want us to use your name, please let us know. Describe who and what is in the photo below or in a separate email:

Thank you so much for your time and contribution to this project. We believe projects like this can help bring racial healing by remembering and commemorating the lives of individuals victimized during American slavery 1619-1865 and acknowledging the many contributions of African-Americans to the United States of America from 1619-2019.

Send to: P.O. Box 5002, Trenton, NJ 08638